

Gratitude Survey

Respondent 1

Respondent 2

Respondent 4

Respondent 5

Respondent 6

Instructions: Collect information from your classmates (Respondents 1-6). Ask them to identify the item in the box below that they are most grateful for, then ask them to explain why. Use this sheet to collect language samples (answers) from the respondents.

When you're done collecting information from others, you can analyze the data and explain any themes you find among people's responses.

For Consideration: *Do you know how to politely interrupt and appropriately initiate a question in your target language?*














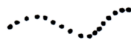

a.			i.
b.			j.
c.			k.
d.			l.
e.			m.
f.			n.
g.			o.
h.			

Image adapted from I am here now by the Mindfulness Project, 2015.

Extension: Do you think the information on other people's worksheets will match your findings? How could you compare your analysis with people who did the other worksheets (without being sneaky or inconsiderate)? Do you think it would be possible to conduct a class wide gratitude survey using the materials from today's activity? What would it take to make that happen?